

# INFIELD LINEUPS & INVERSIONS

What to do when a car drops out of the line before one lap has been completed..

After the inversion has been set if a car in front of you drops out and is not going to make the first Green Flag everyone in that line (be it the inside or outside row) all cars simply move forward.

**WE DO NOT CRISS CROSS Lines....** when a car drops out or is moved to the rear of the field, we move **ONLY** the line of cars that the car was dropped from forward.

The Lineup on any division is normally inverted on short tracks and we normally invert all divisions.

**1.0 Inversion:** If 5 is the inversion # that means the top 5 qualifiers are inverted... Top five will start like the inversion below on right side shows

**1.1**

LINE UP with NO INVERSION

9 7 5 3 1  
10 8 6 4 2 

LINE UP after the Top 5  
qualifiers are inverted.

9 7 **1 3 5**  
10 8 6 **2 4** 

**1.2** When Cars Drop out of the lineup and cannot make the green flag.. **ONLY** **the cars in that line move up** **we do not criss cross.**

If a car drops out of the inside line then all cars that were behind the car that dropped out of the inside line **ONLY** move forward.

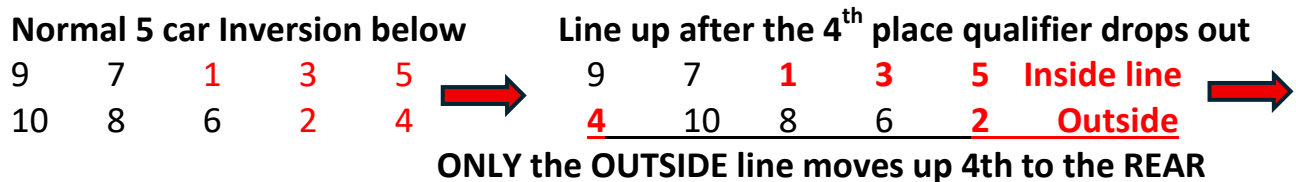
**1.3** If a car drops out of the outside line... all cars that were behind that car in the outside line **ONLY** move forward.

**1.4** If a car is unable to make the starting lineup or has been relocated because of race procedures previous wins etc. only that line of cars will move directly up. **Rows WILL NOT Criss-Cross.**

**1.5** Below on the left side is a typical 5 car inversion.

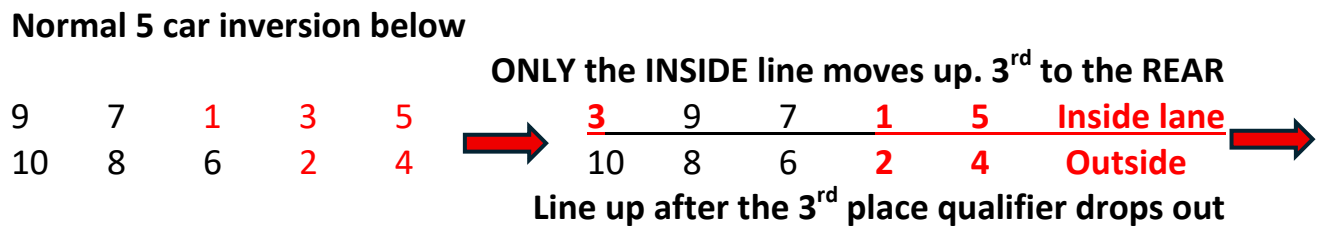
If the 4<sup>th</sup> place qualifier cannot start the race you simply move that car to the rear (in this case we only show 10 cars in the race) and all other cars in that row will move forward

1.6 Line up below on right is when the 4<sup>th</sup> place qualifier drops out...As you see ONLY the OUTSIDE line moves up



\*\*\*\*\*

1.7 Line up below on the right is when the 3<sup>rd</sup> place qualifier drops out... As you see ONLY the INSIDE line moves up



\*\*\*\*\*













<b>No Inversion</b>	9	7	5	3	1	<b>PACE CAR</b>
<b>LINEUP</b>	10	8	6	4	2	

**LINEUP after the INVERSION NUMBER has been applied**

2 Inversion	<u>9</u>	<u>7</u>	<u>5</u>	<u>3</u>	<u>2</u>	<b>Inside lane</b>	→
	10	8	6	4	1	<b>Outside</b>	

3 Inversion	<u>9</u>	<u>7</u>	<u>5</u>	<u>1</u>	<u>3</u>	<b>Inside lane</b>	→
	10	8	6	4	2	<b>Outside</b>	

4 Inversion	<u>9</u>	<u>7</u>	<u>5</u>	<u>2</u>	<u>4</u>	<b>Inside lane</b>	→
	10	8	6	1	3	<b>Outside</b>	

5 Inversion	<u>9</u>	<u>7</u>	<u>1</u>	<u>3</u>	<u>5</u>	<u>Inside lane</u>			
	10	8	6	2	4	Outside			
6 Inversion	<u>9</u>	<u>7</u>	<u>2</u>	<u>4</u>	<u>6</u>	<u>Inside lane</u>			
	10	8	1	3	5	Outside			
7 Inversion	<u>9</u>	<u>1</u>	<u>3</u>	<u>5</u>	<u>7</u>	<u>Inside lane</u>			
	10	8	2	4	6	Outside			
8 Inversion	<u>9</u>	<u>2</u>	<u>4</u>	<u>6</u>	<u>8</u>	<u>Inside lane</u>			
	10	1	3	5	7	Outside			
9 Inversion	<u>1</u>	<u>3</u>	<u>5</u>	<u>7</u>	<u>9</u>	<u>Inside lane</u>			
	10	2	4	6	8	Outside			
10 Inversion	<u>2</u>	<u>4</u>	<u>6</u>	<u>8</u>	<u>10</u>	<u>Inside lane</u>			
	1	3	5	7	9	Outside			
11 Inversion	<u>1</u>	<u>3</u>	<u>5</u>	<u>7</u>	<u>9</u>	<u>11</u>			
		2	4	6	8	10		Inside lane Outside	
12 Inversion	<u>2</u>	<u>4</u>	<u>6</u>	<u>8</u>	<u>10</u>	<u>12</u>			
	1	3	5	7	9	11		Inside lane Outside	
13 Inversion	<u>1</u>	<u>3</u>	<u>5</u>	<u>7</u>	<u>9</u>	<u>11</u>	<u>13</u>		
		2	4	6	8	10	12		Inside lane Outside
14 Inversion	<u>2</u>	<u>4</u>	<u>6</u>	<u>8</u>	<u>10</u>	<u>12</u>	<u>14</u>		
	1	3	5	7	9	11	13		Inside lane Outside
15 Inversion	<u>1</u>	<u>3</u>	<u>5</u>	<u>7</u>	<u>9</u>	<u>11</u>	<u>13</u>	<u>15</u>	
		2	4	6	8	10	12	14	
16 Inversion	<u>2</u>	<u>4</u>	<u>6</u>	<u>8</u>	<u>10</u>	<u>12</u>	<u>14</u>	<u>16</u>	
	1	3	5	7	9	11	13	15	